Lesson B4.8 - Together Forever!



Teacher's Pages with Step-by-Step Lesson Plan

For Lower Elementary Students and Classes

Recommended for students in Preschool, Kindergarten, and Grades 1-2.

Quick Facts for the Teacher

Lesson Summary: Revelation 5:1-14

▶ Bible Characters: John, the Lamb, angels, God

In the Book of Revelation, John is shown a vision of the Throne of God, and all those who worship before it. He sees angels, a Lamb, and a multitude of people, all praising God together. It is a wonderful and enthralling sight, giving hope not only for the past and present, but for the future as well.

Brief Bible Background

▶ Today's Lesson is from the New Testament

▶ Scripture Section: Revelation

The last book of the Bible was a vision given to John, with symbolic picture images describing events of the past, present, and future, as well as God's final victory. The Book of Revelation tells how God will fulfill his promises, and in the age to come, will dwell with us!

For More Information

The primary role of a Sunday School teacher for Preschool, Kindergarten (pre-readers), and Early Elementary (new readers) is to simply tell children the stories of Scripture and introduce them to the major characters of the Bible.

Teachers who want to know more about the lessons for their own familiarity with the story are encouraged to read the information in the SEED Upper Elementary and Youth Teacher's Pages.

a. Classroom Greeting

Teachers should arrive 10 to 15 minutes before class and greet students and parents by name. Write the day's Bible Message on the white board or poster board for all the kids to see. Have kids gather on a rug or in a dedicated meeting space. Encourage the children to learn each other's names.

b. Opening Prayer Song

This same opening prayer song should be sung every week with young kids. The words are sung to the tune, "The Wheels on the Bus." No accompaniment needed.

We're all gathered here to thank you, Lord, thank you Lord, thank you Lord! We're all gathered here to thank you Lord, for all you do!

We're all praying that you'll teach us Lord, teach us Lord, teach us Lord! We're all praying that you'll teach us Lord, more about you!

c. Introduction to Today's Message

*Teacher's Script (student responses are in **bold**).*

Imagine what it would be like to be together forever with God, see angels and hear them singing in heaven! From what the Bible describes, it's a wonderful, awe-inspiring experience.

- What is an angel? (A heavenly messenger of God) What do you imagine they look like? (Call on volunteers)
- Why do you think the angels sing? (Because they are **together forever** with God. They are happy and praising God, who loves and cares for them.)

In today's Bible story, a man named John describes a vision of angels, a Lamb and One sitting on a throne in heaven. Everyone is worshiping God, and happy to be **together forever**! Let's listen now and hear more!

d. SEED Bible Story Video

The teacher may introduce the lesson by playing the video clip from the SEED website. This may be displayed simply on a laptop computer or tablet. If the classroom is equipped with a computer video monitor or video projector, the video can be displayed in a larger size.

Copyright 2024 © Sola Publishing (www.solapublishing.com); Permission is granted to active subscribers of SEED: Sola's Electronic Education Database to download and photocopy for local use.

e. Read the Story with Poster Pictures

The Bible Story has been divided into four parts, each with an accompanying Poster Picture. The teacher should hold up or point to the relevant Poster Picture while reading the individual part of the story, asking questions while reading.

Posters may be printed on letter-sized paper, or enlarged and printed on ledger-sized paper if a bigger printer is available. Poster pictures may also be opened as a PDF on a computer screen, scrolling through each of the four pages.



Picture 1

Tell the children: God showed a Christian named John some wonderful things. John was so amazed that he wrote it all down. That way, people throughout history would know what he saw--including us!

Read the caption: John wrote about a special vision he had. In it, God showed him important things about the past, present, and future.

- *What do you see in this picture? [A throne, an angel, light coming from the throne, John writing on a scroll]*
- *What is a "vision?" [It's like a dream or a daydream.]*



Picture 2

Tell the children: In his vision, John saw a throne (which is like a king's seat), a scroll (which is a long piece of paper with writing on it), and a Lamb. What did they have to do with one another? John kept watching.

Read the caption: John saw someone seated on a throne, holding a scroll. No one was good enough to open the scroll. Then John saw a very special Lamb.

- *Describe the person on the throne. What do you notice? [He is not like a regular person; he has a golden glow around him. He's holding a scroll with writing on it.]*



Picture 3

Tell the children: John said the Lamb was different from any he had ever seen. It looked like it had been killed and was alive again. What could this mean?

Read the caption: The Lamb took the scroll from the One on the throne. Everyone there praised the Lamb and fell down in front of him.

- *Point out the Lamb in this picture. What is John doing? [Kneeling in front of it.]*
- *When have you heard a Lamb mentioned in the Bible? [Jesus is called the "Lamb of God who takes away the sin of the world." Jesus is also referred to as "the Lamb who was slain."]*



Picture 4

Tell the children: People who have read John's words throughout history have understood that the Lamb in John's vision is Jesus. He took our sins on himself and died for all, then rose again. Only he could do this. Even the angels celebrate him!

Read the caption: Angels and people joined together, saying, "To God and to the Lamb, blessing and honor and glory, now and forever!"

- *Point out the angels in this picture. What are they doing? [Playing trumpets. They are praising God and the Lamb of God, who is Jesus].*

Copyright 2024 © Sola Publishing (www.solapublishing.com); Permission is granted to active subscribers of SEED: Sola's Electronic Education Database to download and photocopy for local use.

f. Bible Story Rhyme (optional)

The Bible Story Rhyme below is the same one found on the Upper Elementary Student sheet. The teacher can read the beginning of the line and see if the children can finish the last rhyming word of the phrase.

In a dream, John had a vision
most amazing, and most rare,
where he saw the throne of heaven
and a Lamb was standing there.

Angels singing in loud voices
praised the Lord of heaven above;
"Worthy is the Lamb!" they shouted.
"He brings mercy, peace, and love!"

John was even more surprised when
all the creatures of the sea
joined with those of earth and heaven
to praise our God eternally.

g. Young Children's Craft (optional)

Simple in-class crafts or activities may be completed by the children if there is time left at the end of class.

Craft: Sealed Scrolls

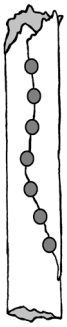

Materials Needed:

Heavy paper, markers, stickers (plain or with Christian symbols)

Instructions:

Give each person a piece of off-white or white paper. Carefully tear along the edges of the paper to make it look ancient and hand-made.

Take a marker or pen and help kids write these words:

"Jesus loves you. Trust him!"

Decorate around the words by drawing symbols from today's Bible story. Examples might include a lamb, a lion, a cross, an angel, a harp, the earth, etc. Other graphic designs would also be fine to draw.

Next, give each student seven stickers. Roll the paper into a tube, like a scroll. Use the seven stickers along the edges of the scroll to seal it shut.

Tell kids that sometime when they are worried about the future, they can open this scroll and read it.

As they do, they will be reminded of the Biblical truth that Jesus loves them, God is good and can be trusted, and no matter what we face in this world, in the end, all will be well.

h. Song (optional)

You can hear the tune and find motions to this song on YouTube, Vimeo, or online children's music sites.

What a Mighty God We Serve

What a mighty God we serve.
What a mighty God we serve.
Angels bow before Him.
Heaven and earth adore Him.
What a mighty God we serve.

What a mighty God we serve.
What a mighty God we serve.
Angels bow before Him.
Heaven and earth adore Him.
What a mighty God we serve.

i. Story Review: Then What Happened?

Then What Happened is a learning game that helps kids retell the story and remember the flow of events. The teacher reads the starting sentence and then chooses a student to continue the story. There are two rules: each student may only add one sentence or say one new thing, and events in the story need to be in the right order.

- *Start:* **God showed his servant John a vision of some wonderful things. What are some of the things John saw?**

If the younger kids have trouble, cut a Take-Home Page into four pieces (with no words) and let the kids put the illustrations in order while they tell the story.

j. Closing Prayer

Send the children home with the Take-Home Page, and tell them to ask their parents to read the story to them again (or, perhaps, they can read it to their parents).

End class with this closing prayer, repeated each week for memorization.

O God, we praise you and we know,
you care for us and help us grow.

We thank you for our friends today
With whom we learn, and laugh and play.

Please help our world to know your Son,
Who loves us--each and every one. Amen.

Copyright 2024 © Sola Publishing (www.solapublishing.com); Permission is granted to active subscribers of SEED: Sola's Electronic Education Database to download and photocopy for local use.