

LESSON PLAN

Scripture Texts:

Revelation 5:1-14

Matthew 19:28-30

Session Theme:

Praise

a. Welcome to Class

Teachers should arrive in the classroom well in advance of class. Welcome students as they enter, and inquire about their week. Pass out name tags and record attendance on a classroom chart.

b. Icebreaker: Worship Leaders

Divide the class into groups of two or three people. Give each group a piece of paper and a pencil or pen. Ask them to imagine they are the worship leaders for a youth-led service. What songs, prayers, and Bible lessons might they include in the service? What point might they make in a sermon? Why? Have groups write down and share their ideas with the class.

When we worship at church, we are doing something very special and important. Where else do people of all ages and backgrounds join together with the one purpose of praising God? Do you think the angels in heaven worship like this? Let's find out!

c. Opening Prayer

Lord God, we love you so much! Thank you for welcoming us into your family of faith. May our worship honor you. In Jesus' name we pray. Amen.

d. SEED Video or Song (Optional)

The teacher may introduce the lesson by playing the video clip from the SEED website. This time may also include an opening song or two, using a commercial Sunday School music CD.

Song suggestions for this lesson:

- *"Praise to the Lord, the Almighty" (hymn)*
- *"Hallelu/Praise Ye the Lord" (children's song)*

e. Brief Bible Background

Read together the introduction to the lessons for the day, and briefly summarize the context and setting:

- Today's Lesson is from the New Testament
- Scripture Section: Revelation

The last book of the Bible was a vision given to John, with symbolic picture images describing events of the past, present, and future, as well as God's final victory. The Book of Revelation tells how God will fulfill his promises, and in the age to come, will dwell with us!

f. Communicate the Bible Story

Always keep in mind that the main purpose of Sunday School is to put people in contact with Bible stories. Use a version that is appropriate to the age level.

Upper Elementary: Read the Bible Story and Rhyme

Youth/Adults: Read the Scripture text from the Bible

For Upper and Lower Elementary, use the Storyteller questions to help students think about details of the story.

g. Complete the Worksheet(s)

Continue with the handout sheets appropriate to the age level of the students in class:

Upper Elementary: Worksheet and Drama

Youth: Bible Study (Maps, Timelines, Questions)

Adult: Bible Study Sheet (Introduction and Discussion)

h. Craft and Activity Time

If there is time after covering the Bible story, the class may move to craft and activity time, described on the following page. (Do not let the activity time supersede the actual time spent on the Scripture lesson.)

i. Summarize and Review

Before ending class, briefly summarize the day's lesson one last time. If you have not already done so, introduce the Theme Word for the week, providing the definition, and asking how the lesson connects to that theme.

Youth/Adult: Discuss "Reflection for the Week Ahead"

j. Closing Prayer

Close the session in prayer before dismissal:

Upper Elementary: Practice a prayer from memory (e.g., the Lord's Prayer, Luther's Morning Prayer, etc.)

Youth/Adult: Use the ADTRC Prayer format

Copyright 2026 © Sola Publishing (www.solapublishing.com). Permission is granted to active subscribers of SEED: Sola's Electronic Education Database to download and photocopy for local use.

Bible Study Leader's Guide

The following is a discussion and answer guide for the Youth and Adult Bible Study sheets. For all leaders, it can serve to provide some background on the Bible lesson.

Discuss: Revelation 5:1-14

1. The full name of the last book in the Bible is "The Revelation of Jesus Christ" (1:1). The word *revelation* is singular, not plural. Why do you think that is? In what sense is this book not simply pointing us to future events, but to a Person?

   This book is not "the revealing of future events" but the revealing of Jesus himself! John wanted to give Christians hope and tell them that no matter what happens in life — no matter how difficult things may get — Christ will win in the end. John knew the struggle of life as well as the importance of faith. If we were to have had the experiences John had, we might want to help others by recording what we had seen, too.

2. Chapter 5 of Revelation continues John's vision of the heavenly throne room from the previous chapter. What are some of the things you find most strange or disturbing in John's vision?

   John talked about seeing a throne, a scroll that was sealed with seven seals, mighty angels, a Lamb, living creatures, and 24 elders. Some of these images may seem strange. Others may be hard to picture or understand. What may appear to be a recognizable item or figure may have a deeper symbolic meaning as well.

3. Who would you say is the central focus of Chapter 5? What are some of the things said about this Being?

   The Lamb is at the center of this description. He is described as having seven horns (great power) and seven eyes (spiritually seeing all the world). Verse 9 tells us he is worthy, he had been slain, and he has ransomed his people. It is also clear that like the one seated on the throne, he is and will be worshiped by all creatures that exist.

4. The image of the Lamb of God calls to mind how John the Baptist first described Jesus, in John 1:29 and 1:36. Biblically speaking, what does the image of the lamb symbolize? How does it foreshadow Jesus' mission and the promise he gives us?

   The Lamb represents the Savior, Jesus Christ, who was sacrificed for our sake on the cross to take away our sin. But notice the past tense: The Lamb was standing "as though it *had been* slain." Jesus had been slain, too, but is now alive and at the right hand of God.

5. A scroll is a long, rolled-up piece of paper and was the form taken by "books" in biblical days. What do you think was written on the scroll John saw? Who do you imagine had originally written this scroll?

   The books of the Bible were originally written on scrolls. The scroll signifies God's Word — that is, what God has to say to the world. Like the Book of Revelation itself, the scroll appears to have contained God's purposes and plans for the world. It may also symbolize God's covenant with human beings. Clearly, it held very important information; but only the Lord himself could convey this message.

6. John said that no one in heaven or on earth was worthy to open the scroll or look into it — except the Lamb. Why? Why would the *death* of the Lamb qualify him alone to reveal the promise of God? What does this tell us about Jesus?

   Scripture says about Jesus: "In the beginning was the Word, and the Word was with God, and the Word was God. … No one has ever seen God; the only God, who is at the Father's side, he has made him known" (John 1:1, 18).

   The risen Jesus is the Living Word of God. He was slain for our sake, and raised to give us new life. No one else could have done this. Jesus was without sin, and thus he alone would be worthy to make this sacrifice for us.

7. According to verse 10, what two things has the Lamb made out of us? In what sense do all Christians share that citizenship and perform that function in our present lives?

   Jesus often spoke of his coming kingdom of faith, in which he would bring us together under his gentle rule. To say he has made us a "kingdom" means we are a part of his people, the Church. As such, he has also made us "priests" — authorized to speak his word of forgiveness to our neighbors and proclaim the promise of eternal life in him. "So then you are no longer strangers and aliens, but you are fellow citizens with the saints and members of the household of God" (Ephesians 2:19).

8. According to what Jesus says in Matthew 19:28-30, on the last day, who will come to sit upon his glorious throne? Who will sit with him? What does it mean that all who follow Jesus will "inherit eternal life"?

   The King is Jesus himself, who has promised to return again at the end of time "to judge the living and the dead." We who are his followers will be with him in glory, and will dwell with him forever in the life to come.

Copyright 2026 © Sola Publishing (www.solapublishing.com). Permission is granted to active subscribers of SEED: Sola's Electronic Education Database to download and photocopy for local use.

Classroom Craft and Activity Page

Listed below are in-class activities and craft projects related to the theme for the day. Choose one of the following based on the age and capabilities of the students. (Never let the activity or craft time take precedence over the biblical story.)

Activity 1: Sealed Scroll Craft

Materials Needed:

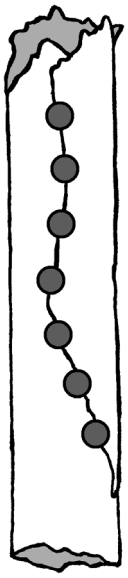

- Stickers (7 per student). These can be simple shapes or have Christian symbols on them.
- Heavy, off-white or white paper
- Markers

Instructions:

Give each person a piece of off-white or white paper, and invite them to follow these directions:

- Carefully tear along the edges of the paper to make it look ancient and hand-made.
- Take a marker or pen and write these words:

Jesus loves you. Trust him!

In the end, all will be well.

To God be the glory!

Amen.

- Decorate around the words by drawing symbols from today's Bible story. Examples might include a lamb, a lion, a cross, an angel, a harp, the earth, etc. Other graphic designs would also be fine to draw.
- Next, give each student seven stickers.
- Roll the paper into a tube, like a scroll.
- Use the seven stickers along the edges of the scroll to seal it shut.



Tell kids that sometime when they are worried about the future, they can open this scroll and read it. As they do, they will be reminded of the Biblical truth that Jesus loves them, God is good and can be trusted, and no matter what we face in this world, in the end, all will be well.

Activity 2: "Who is Seated on the Throne?"

Materials Needed:



- Chairs
- Large area to play a game
- Phone or CD player and CD to play music

Instructions:

To set up: This game is an older kid version of Musical Chairs with a twist. Count the number of students in your class. Gather chairs, one for each student. Set one chair aside, and place the others in a large circle, with seats facing outward. Be sure to leave enough space between the chairs so someone could easily walk into the center of the circle. Take the leftover chair and place it in the very center of the circle. This chair will be the throne.

To play the game: Explain that when the music starts, everyone will begin walking around the perimeter of the circle, on the outside of it. When the music stops, each person will try to sit down in the closest chair, as in Musical Chairs. (The throne at this point is off limits.) Since there is one less chair than there are students, one person will not get a seat. That student will go and sit on the floor in front of the throne.

Here is the twist: After the first person has gone before the throne, the game changes, and the remaining players can take a chance as follows: The next time the music plays, any player still in the game can dash inside the circle to sit on the throne. But there is a risk to this! If the music stops before the player is seated, or if one of the people on the perimeter taps the risk-taker before they sit down, that person is out and must join the other person on the ground in front of the throne. If, however, the risk-taker sits on the throne successfully, the game ends immediately. If no one takes that risk, the game continues like Musical Chairs, removing a chair each round until one person remains and is declared the winner.

This game had us try to sit on a throne, but in real life, we wouldn't do that, would we? Unless we are a king or queen, we don't get a throne. When we try to control everything, it's like us putting ourselves on God's throne. It just doesn't work. We're not in charge, and we shouldn't be. But thank heavens, God is — and we can trust him!

Copyright 2026 © Sola Publishing (www.solapublishing.com). Permission is granted to active subscribers of SEED: Sola's Electronic Education Database to download and photocopy for local use.

Worksheet Answer Key

Shown below are the answers and solution to the children's worksheet for this week's lesson:

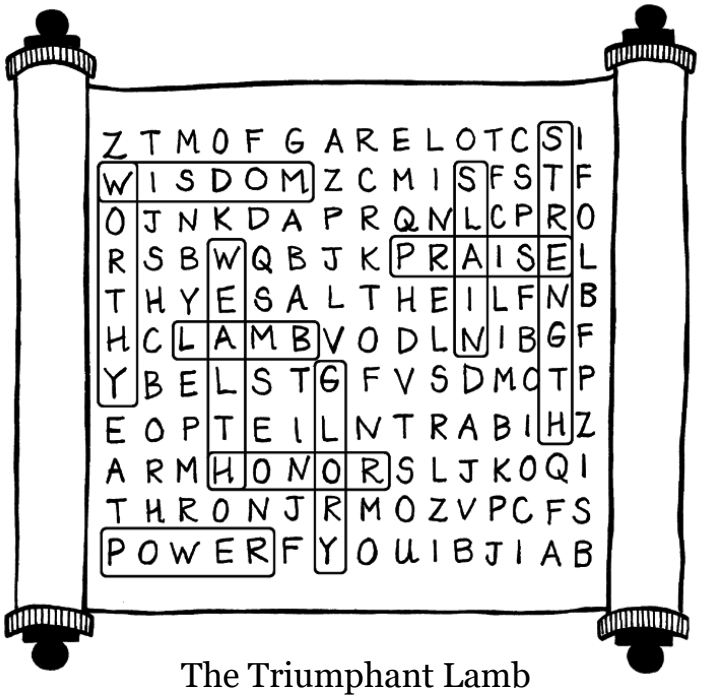

The Triumphant Lamb



Map Answer Key:

From what you have learned in previous lessons, can you correctly name the lands around the Mediterranean Sea?

A: Greece **C: Judea**
B: Asia Minor **D: Africa**

The island of Patmos is closest to **Asia Minor.**

Vocabulary Word for the Week

Teachers may want to introduce the theme word for the week to help expand students' biblical vocabulary.

Praise

to honor or give thanks to someone

The angels in heaven give praise to God.
How can we praise God here on earth?

Reflection for the Week Ahead

When you think of angels, what do you imagine them doing? Singing? Flying through the air? What else?



Have you ever noticed that when angels are mentioned in the Bible, they are often described as giving messages to people or praising God?

In today's Bible story, a Christian named John shares a vision he had in which thousands of angels were gathered around the throne of heaven, praising God and the Lamb who was slain. It is a powerful and fascinating vision, one that creative people throughout history have tried to imagine through art and music.

Talk to one another about these questions:

- There are many ways we can praise God — through music, prayers, artwork, etc. What is your favorite way to focus on God and praise him?
- What part of John's vision was the most striking to you? Why?
- Have you ever had a dream (which is similar to a vision) with many symbolic images in it? What was it about?

The Practice of Prayer

Write a prayer that asks God to help you and your church family to be faithful to God's call. Ask the Lord to point out those places that need attending to in your faith family.

Practice using the ADTRC Prayer Form: Address, Description, Thanks, Request, Conclusion.

Copyright 2026 © Sola Publishing (www.solapublishing.com). Permission is granted to active subscribers of SEED: Sola's Electronic Education Database to download and photocopy for local use.